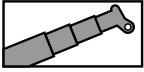




Tragfähigkeiten
Lifting capacities
Capacités de levage
Capacidades de elevación

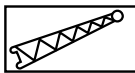
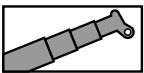


13.2t

DIN/ISO

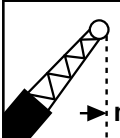
 m	10.4 m	14.1 m	17.8 m	25.3 m	32.7 m	36.5 m	40.2 m
2.5	60.0*						
3.0	50.0	30.0					
3.5	44.8	30.0	30.0				
4.0	41.0	30.0	29.0				
4.5	37.0	30.0	27.5				
5.0	34.3	30.0	26.2	17.0			
6.0	29.8	29.3	22.6	17.0	13.0		
7.0	25.3	24.9	20.0	15.8	13.0		
8.0	16.9	21.4	20.0	14.5	13.0	9.0	7.0
9.0		18.1	18.4	13.3	12.0	8.8	7.0
10.0		15.2	15.5	13.0	11.0	8.5	7.0
11.0		12.9	13.2	12.6	10.1	8.3	7.0
12.0			12.6	12.1	9.2	8.1	7.0
14.0			9.9	9.8	7.8	7.6	6.5
16.0				7.8	6.7	6.5	6.1
18.0				6.8	5.8	5.6	5.3
20.0				5.8	4.8	4.9	4.6
22.0				4.9	4.0	4.1	4.1
24.0					3.6	3.3	3.6
26.0					3.2	2.7	3.0
28.0					2.9	2.2	2.5
30.0					2.7	1.8	2.0
32.0						1.5	1.7
34.0						1.1	1.4
36.0							1.1


 %	I	II	III	IV			
0	0	50	50/100/0	50/100/0	100/0	100	100
0	0	0	50/0/33	50/100/67	100/100	100	100
0	0	0	0/0/33	50/0/67	50/100	75	100
0	0	0	0/0/33	50/0/67	50/100	75	100



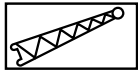
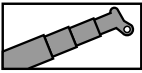
13.2t

DIN/ISO

 m	36.5 m + 9.0 m			40.2 m + 9.0 m			40.2 m + 16.0 m		
	5°	17°	30°	5°	17°	30°	5°	17°	30°
10.0	4.80			3.80					
11.0	4.80			3.80					
12.0	4.80	4.00	3.00	3.80	3.40		2.20		
14.0	4.60	3.75	2.85	3.80	3.40	2.80	2.20	1.80	
16.0	4.40	3.45	2.65	3.70	3.25	2.70	2.20	1.80	1.30
18.0	4.20	3.15	2.50	3.55	3.10	2.55	2.15	1.75	1.30
20.0	3.75	2.90	2.35	3.45	3.00	2.45	2.05	1.65	1.25
22.0	3.40	2.70	2.25	3.30	2.85	2.35	2.00	1.60	1.25
24.0	3.10	2.55	2.15	3.20	2.70	2.25	1.90	1.50	1.20
26.0	2.85	2.40	2.05	2.80	2.55	2.15	1.85	1.45	1.15
28.0	2.35	2.25	1.95	2.40	2.40	2.05	1.70	1.35	1.15
30.0	1.85	2.00	1.90	1.95	2.10	1.95	1.55	1.30	1.10
32.0	1.50	1.60	1.70	1.60	1.70	1.80	1.45	1.25	1.05
34.0	1.15	1.25	1.30	1.25	1.35	1.45	1.35	1.15	1.00
36.0	0.85	0.90	0.95	0.95	1.05	1.10	1.30	1.10	1.00
38.0	0.60	0.65	0.65	0.70	0.75	0.80	1.15	1.05	0.95
40.0		0.40	0.40	0.45	0.50	0.55	0.90	1.00	0.90
42.0							0.75	0.85	0.90
44.0							0.55	0.65	0.75
46.0								0.45	0.50

 %	I	II	III	IV
100	100	100	100	100
100	100	100	100	100
75	100	100	100	100
75	100	100	100	100

Hubhöhen
Lifting heights
Hauteurs de levage
Alturas de elevación



13.2t

DIN/ISO

